

Business Credit Overview Report - Online

# JMET CORP., JIANGSU SAINTY INTERNATIONAL GROUP

Generated On:2020-04-06

This report is furnished only for reference use in business decision-making and shall not be relied upon in legal proceedings. Partial information contained herein is obtained through sources that cannot be controlled by Gladtrust and is not verified. Gladtrust could not ensure the correctness, completeness or timeliness of such information. Providing of this report doesn't mean that Gladtrust provides guarantee for the clients in their business activities. Gladtrust shall not be held liable for any loss or damage arising out of the use of any of the information contained in this report.

## ORDER INFORMATION

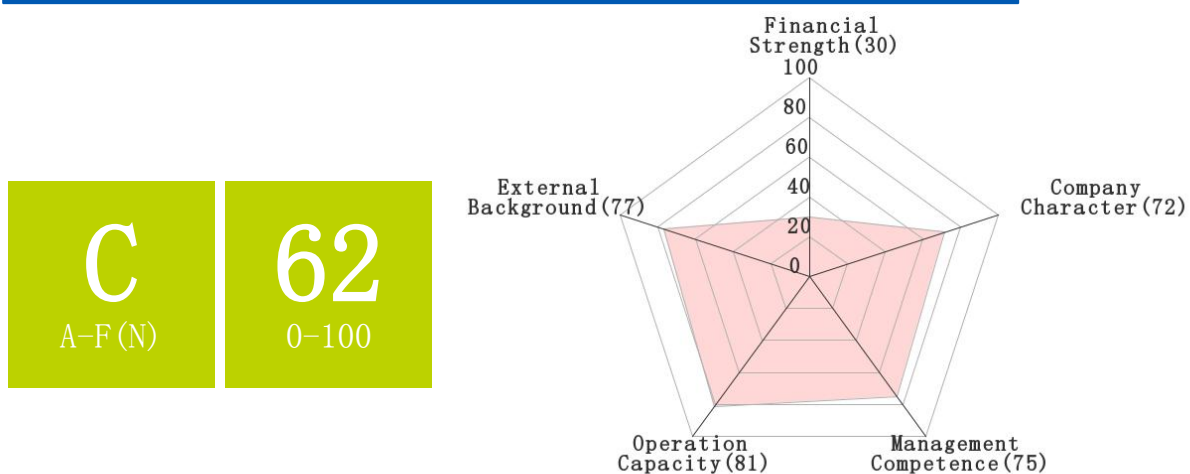
Name: JMET CORP., JIANGSU SAINTY INTERNATIONAL GROUP

## BASIC INFORMATION

### ABSTRACT

Name (Chinese) : 江苏舜天国际集团五金矿产有限公司  
Name (English) : JMET CORP., JIANGSU SAINTY INTERNATIONAL GROUP  
Unified Social Credit Code : 913200007635843660  
AIC Registration No. : 32000000019642  
Legal form : Limited Liabilities Company  
License Status : Operational  
Industry Code : 33  
City / Province : Jiangsu Province  
Website : www.jmet.com  
Employee Number : 106

### CREDIT RATING



The definitions of GLADTRUST credit ratings are given as follows:

| Rating | Score  | Risk Level          | GLADTRUST Suggestion   |
|--------|--------|---------------------|--|
| A      | 90-100 | Very low            | Credit can be extended in rather loose terms                   |
| B      | 80-89  | Lower than average  | Credit can be extended in normal terms                         |
| C      | 60-79  | Average             | Credit should be on close monitoring basis                     |
| D      | 20-59  | Higher than average | Credit should be avoided as much as possible                   |
| F      | <20    | Very high           | Transaction should be on COD basis                             |
| N      |        | Undetermined        | More information is needed in order to propose a credit rating |

In assessing the credit rating of a company, GLADTRUST takes into comprehensive consideration of 5 dimensions including subject's financial strength, company character, management competence, operation capacity and external background.

| Dimension             | Description  |
|-----------------------|--|
| Financial Strength    | Including the solvency, profitability, operation capacity, development capacity etc.; comparison between subject and the industry average financial index. Weight 10%-30% in the comprehensive analysis.                     |
| Company Character     | Referring to subject's character that can be affected by the transaction records, judicial records, administrative supervision information, tax records, operation status etc. Weight 20%-25% in the comprehensive analysis. |
| Management Competence | Including subject's shareholder background and strength, related company background and strength, management experience etc. Weight 20%-25% in the comprehensive analysis.   |
| Operation Capacity    | Analysis on subject's current operation condition including the products, history, staff scale, intellectual property, business size etc. Weight 20%-25% in the comprehensive analysis.                                      |
| External Background   | Analysis on the external factors that may have affect on subject, including the industry background, location background, competitors etc. Weight 10%-15% in the comprehensive analysis.                                     |

## CREDIT LIMIT

### Below CNY 100,000

When calculating base credit limit, GLADTRUST presupposes that Subject purchases main commodities/services equally from many suppliers. Main factors considered include Net Assets, Total Assets, Revenue, Profit, Credit Rating etc. No consideration is given to the specific situation of your transaction with Subject. You may refer to the following suggestions when making credit decisions, but it is advisable that proper adjustments should be made in accordance with your marketing strategies and credit policies.

|           | Suggested Credit Limit             |
|-----------|------------------------------------|
| Above 40% | Above 4 times of base credit limit |
| 30%~40%   | 3 to 4 times of base credit limit  |
| 20%~30%   | 2 to 3 times of base credit limit  |
| 10%~20%   | 1 to 2 times of base credit limit  |
| Below 10% | within base credit limit           |

## POSITIVE / NEGATIVE FACTORS

|                    |  |
|--------------------|--|
| <b>Positive :</b>  | <ul style="list-style-type: none"> <li>More than 5 exporting destinations</li> <li>Entity shareholder being established for 10+ years</li> <li>Entity shareholder is local famous company</li> <li>More than 10 years history</li> <li>Registered capital is 20%+ higher than industry average</li> <li>Paid-up capital higher than CNY10,000,000</li> <li>No administrative punishment</li> <li>Taxpayer rating with A</li> </ul> |
| <b>Negative :</b>  | <ul style="list-style-type: none"> <li>Significant registration changes found</li> <li>High liabilities to assets ratio</li> </ul>   |
| <b>Attention :</b> | <ul style="list-style-type: none"> <li>Investing companies of irrelative industries</li> <li>Chattel mortgage record found</li> <li>Legal representative doesn't hold shares directly</li> <li>Lower than 30% of registered capital is paid up</li> </ul>  |

## GENERAL COMMENTS

Subject was established on 2004-07-28 as a Limited Liabilities Company with registered capital of CNY 130,000,000. It is engaged in the Production of Metal Products industry.

Subject's operating income of 2018 was 1,366,170,000, decreasing by 10.74% from 2017. The net profit was 4,907,000 with net profit ratio of 0.36%. As of end 2018, subject's total assets was 949,126,000 and the net asset was 59,984,000. Liabilities to assets ratio was 93.68%.

## CONTACT

---

**Operation Address :** 2018: Floor 4-6, Block D, No. 21, Ruanjian Boulevard, Yuhuatai District, Nanjing  
2017: Floor 4-6, Block D, No. 21, Ruanjian Boulevard, Yuhuatai District, Nanjing  
2016: Floor 4-6, Block D, No. 21, Ruanjian Boulevard, Yuhuatai District, Nanjing  
2015: Floor 4-6, Block D, No. 21, Ruanjian Boulevard, Yuhuatai District, Nanjing  
2014: 518, Block D, No. 21, Ruanjian Boulevard, Nanjing  
2013: Floor 4-6, Block D, No. 21, Ruanjian Boulevard, Yuhuatai District, Nanjing

**Website :** www.jmet.com

**E-mail:** shp1966@jmet.com

**Tel:** 025-52876489

**Fax:** N/A

## WEBSITE

---

**Website:** www.jmet.com

**Filing No. :** Su I C P Bei10003479 Hao-1

**Date of registration:** 2015-08-26

**Registrant:** Ma Jianxue

## REGISTRATION DATA

---

(As of 2020-04-06)

**Name (Chinese) :** 江苏舜天国际集团五金矿产有限公司

**Name (English) :** JMET CORP., JIANGSU SAINTY INTERNATIONAL GROUP

**Date of establishment :** 2004-07-28

**Registered address :** Floor 4-6, Block D, No. 21, Ruanjian Boulevard, Yuhuatai District, Nanjing  
~ 南京市雨花台区软件大道21号D座4-6层

**Registry :** Market Supervision Administration Bureau - Jiangsu Province

**Legal representative** Zhou An

**AIC registration No.** 320000000019642

**Unified Social Credit Code :** 913200007635843660

**Legal form :** Limited Liabilities Company

**Registered capital :** 130000000.00

**Currency :** CNY

**Operation duration :** 2004-07-28 to perpetual

**Latest annual report :** 2018

**Business activity :** Licensed Business scope: General hazardous chemicals: BIS (trichloromethyl) carbonate, 2-chlorophenol, ethyl chloroacetate, trifluoroacetic acid, sodium ethoxide, 2,4-pentanedione, trimethyl orthoformate, hydroxylamine sulfate, 1,3-dichloroethylene chloride \* (excluding highly toxic chemicals, explosive chemicals, first-class precursor chemicals, pesticides, urban gas and refined oil; Hazardous chemicals are not allowed to be stored in business premises; Do not lease and store hazardous chemicals). General Business Scope: coal wholesale business, research and development and sales of biomass particles, sales of boilers and pipeline accessories and energy-saving technical services, wholesale of prepackaged foods and dairy products (including infant formula milk powder), self-operated and agent import and export business of various commodities and technologies, self-operated and agent import and export and wholesale business of medical devices, metal materials, hardware products, general machinery, non-metallic mineral products, textiles, silk products, sales of chemical raw materials, agricultural and sideline products, arts and crafts, chemical products (except hazardous chemicals), metal products manufacturing, domestic trade, air

conditioning installation, maintenance and technical consultation, instruments, meters, sales of electromechanical equipment, electronic components, various valves and spare parts, sales of various switches, sales of various wires and cables. (For projects subject to approval according to law, business activities can only be carried out after approval by relevant departments)

~ 许可经营范围：一般危化品：二（三氯甲基）碳酸酯、2-氯苯酚、氯乙酸乙酯、三氟乙酸、乙醇钠、2,4-戊二酮、原甲酸三甲酯、硫酸羟胺、1,3-二氯乙烯氯\*\*\*（不含剧毒化学品、易制爆化学品、一类易制毒化学品、农药、城镇燃气、成品油；经营场所不得存放危化品；不得租赁储存危化品）。一般经营范围：煤炭批发经营，生物质颗粒的研发及销售，锅炉及管道配件的销售及节能技术服务，预包装食品、乳制品（含婴幼儿配方乳粉）的批发，自营和代理各类商品及技术的进出口业务，自营和代理医疗器械的进出口及批发业务，金属材料、五金制品、普通机械、非金属矿产品、纺织品、丝绸制品、化工原料、农副产品、工艺美术品、化工产品（危险化学品除外）的销售，金属制品制造、国内贸易，空调安装、维修及技术咨询，仪器、仪表、机电设备、电子元器件、各类阀门及零配件的销售，各类开关的销售，各类电线电缆的销售。（依法须经批准的项目，经相关部门批准后方可开展经营活动）

## Registration changes

| Date       | Item Changed  |
|------------|---|
| 2020-01-14 | Change of registered capital (change of registered capital, amount of funds, etc.)  |
| 2019-07-04 | Business scope change (including business scope change)   |
| 2019-05-30 | Change of investor (including amount of contribution, method of contribution, date of contribution, name of investor, etc.)         |
| 2019-05-30 | Legal Form  |
| 2019-05-15 | Change of investor (including amount of contribution, method of contribution, date of contribution, name of investor, etc.)         |
| 2018-03-31 | Change of responsible person (change of legal representative, responsible person, chief representative, partnership executor, etc.) |
| 2018-03-02 | Business scope change (including business scope change)   |
| 2017-04-20 | Business scope change (including business scope change)   |
| 2016-02-05 | Business scope change (including business scope change)   |
| 2016-02-05 | Change of investor (including amount of contribution, method of contribution, date of contribution, name of investor, etc.)         |
| 2015-04-15 | Change of investor (including amount of contribution, method of contribution, date of contribution, name of investor, etc.)         |
| 2014-11-20 | Business scope change (including business scope change)   |
| 2014-11-20 | Change of responsible person (change of legal representative, responsible person, chief representative, partnership executor, etc.) |

## SHAREHOLDER INFORMATION

(As of 2020-04-06)

| NAME (Chinese) | NAME (English)                                 | CURRENCY | CAPITAL        | %      |
|----------------|--|----------|----------------|--------|
| 江苏舜天国际集团有限公司   | JIANGSU SAINTY INTERNATIONAL GROUP CORP., LTD. | CNY      | 130,000,000.00 | 100.00 |

## DIRECTOR & MANAGEMENT

(As of 2020-04-06)

| POSITION                                | NAME (Chinese) | NAME (English) | AGE |
|---|----------------|----------------|-----|
| Chairman of the Board & General Manager | 周安             | Zhou An        | 53  |
| Supervisor                              | 朱蓓佳            | Zhu Beijia     | N/A |
| Supervisor                              | 高华             | Gao Hua        | 53  |
| Director                                | 陈进             | Chen Jin       | 57  |
| Director                                | 魏庆文            | Wei Qingwen    | N/A |
| Supervisor                              | 盛和平            | Sheng Heping   | 54  |

## BRANCHES

|                           |  |
|---------------------------|--|
| <b>Name (Chinese) :</b>   | 江苏舜天国际集团五金矿产有限公司工会委员会  |
| <b>Name (English) :</b>   | Jiangsu Shun Tian Guo Ji Group Hardware Mineral Products Co., LTD. Labour Union Wei Yuan Hui |
| <b>Registration No. :</b> | 苏工法证字第00811号   |

## INVESTMENT IN OTHER COMPANIES

|   |  |
|---|--|
| <b>Name (Chinese) :</b>                   | 山西九龙精密铸造有限公司                               |
| <b>Name (English) :</b>                   | Shanxi Jiulong Precision Casting Co., LTD. |
| <b>Date of establishment:</b>             | 2006-01-04                                 |
| <b>Unified Social Credit Code:</b>        | 230103197810303919                         |
| <b>Registered Capital:</b>                | 15000000.00                                |
| <b>Currency:</b>                          | CNY  |
| <b>Share amount:</b>                      | 3000000.00                                 |
| <b>Share percentage held by subject :</b> | 20.00                                      |
| <b>License Status :</b>                   | Revoked, not deregistered                  |

|   |  |
|---|--|
| <b>Name (Chinese) :</b>                   | 江苏国信新港仓储物流有限公司                                       |
| <b>Name (English) :</b>                   | Jiangsu Guo Xin Xin Gang Storage Logistics Co., LTD. |
| <b>Date of establishment:</b>             | 2011-08-02   |
| <b>Registration No. :</b>                 | 320281000331089                                      |
| <b>Registered Capital:</b>                | 10000000.00  |
| <b>Currency:</b>                          | CNY  |
| <b>Share amount:</b>                      | 5100000.00   |
| <b>Share percentage held by subject :</b> | 51.00  |
| <b>License Status :</b>                   | Operational  |

|   |                                    |
|---|------------------------------------|
| <b>Name (Chinese) :</b>                   | 江苏舜天新金属材料有限公司                      |
| <b>Name (English) :</b>                   | JIANGSU SAINTY NEW METALS CO., LTD |
| <b>Date of establishment:</b>             | 2004-04-21                         |
| <b>Unified Social Credit Code:</b>        | 913202117610300367                 |
| <b>Registered Capital:</b>                | 10000000.00                        |
| <b>Currency:</b>                          | CNY                                |
| <b>Share amount:</b>                      | 5100000.00                         |
| <b>Share percentage held by subject :</b> | 51.00                              |
| <b>License Status :</b>                   | Operational                        |

|                         |   |
|-------------------------|---|
| <b>Name (Chinese) :</b> | 江苏省五金矿产进出口有限公司  |
| <b>Name (English) :</b> | JIANGSU METALS & MINERALS IMPORT & EXPORT (GROUP) CORP. |

Date of establishment: 1982-01-08  
Unified Social Credit Code: 913200001347626765  
Registered Capital: 8200000.00  
Currency: CNY  
Share amount: 8200000.00  
Share percentage held by subject : 100.00  
License Status : Operational

Name (Chinese) : 江苏国信五矿新和仓储物流有限公司  
Name (English) : Jiangsu Guo Xin Wu Kuang Xinhe Storage Logistics Co., LTD.  
Date of establishment: 2011-07-28  
Unified Social Credit Code: 91320206579497131E  
Registered Capital: 10000000.00  
Currency: CNY  
Share amount: 5100000.00  
Share percentage held by subject : 51.00  
License Status : Operational

Name (Chinese) : 江苏舜天菱重机电工程有限公司  
Name (English) : Jiangsu Shun Tian Ling Zhong Mechanical And Electrical Engineering Co., LTD.  
Date of establishment: 2003-06-13  
Unified Social Credit Code: 913201147512525409  
Registered Capital: 10000000.00  
Currency: CNY  
Share amount: 10000000.00  
Share percentage held by subject : 100.00  
License Status : Operational

Name (Chinese) : 江苏国信五矿物流有限公司  
Name (English) : Jiangsu Guo Xin Wu Kuang Wu Liu Co., LTD.  
Date of establishment: 2013-05-15  
Unified Social Credit Code: 91320114067086072W  
Registered Capital: 20000000.00  
Currency: CNY  
Share amount: 20000000.00  
Share percentage held by subject : 100.00  
License Status : Operational

Name (Chinese) : 江苏树人软件科技有限公司  
Name (English) : JIANGSU SR TECH CO.,LTD  
Date of establishment: 2010-06-25  
Unified Social Credit Code: 91320211558014620M  
Registered Capital: 2000000.00  
Currency: CNY  
Share amount: 1980000.00  
Share percentage held by subject : 99.00  
License Status : Operational

# JUDICIAL INFORMATION

## COURT ANNOUNCEMENT

Total Records : 0

## JUDGMENT DOCUMENT

Total Records : 35

Source from : China Judgements Online  
Court : Intermediate People' s Court of Yantai City, Shandong Province

Case No. : (2018) Lu06 Min Xia Zhong518  
Trial date : 2018-10-15

Source from : China Judgements Online  
Court : People' s Court of Yuhuatai District, Nanjing City  
Case No. : (2016) Su0114 Min Chu6001  
Trial date : 2016-12-27

Source from : China Judgements Online  
Court : People' s Court of Xiqing District, Tianjin City  
Case No. : (2016) Jin0111 Min Chu7469  
Trial date : 2016-12-06

Source from : China Judgements Online  
Court : Intermediate People' s Court of Nanjing City, Jiangsu Province  
Case No. : (2016) Su01 Min Zhong7697  
Trial date : 2016-11-24

Source from : China Judgements Online  
Court : Intermediate People' s Court of Nanjing City, Jiangsu Province  
Case No. : (2016) Su01 Min Zhong2036  
Trial date : 2016-07-29

Source from : China Judgements Online  
Court : People' s Court of Yuhuatai District, Nanjing City  
Case No. : (2015) Yu Shang Chu Zi 342  
Trial date : 2016-07-18

Source from : China Judgements Online  
Court : Intermediate People' s Court of Third, Shanghai City  
Case No. : (2015) Hu San Zhong Xing Chu Zi 230  
Trial date : 2016-04-12

Source from : China Judgements Online  
Court : Intermediate People' s Court of Third, Shanghai City  
Case No. : (2015) Hu San Zhong Xing Chu Zi 238  
Trial date : 2016-04-12



Source from : China Judgements Online  
Court : Intermediate People' s Court of Third, Shanghai City  
Case No. : (2015) Hu San Zhong Xing Chu Zi 232  
Trial date : 2016-04-12

Source from : China Judgements Online  
Court : Intermediate People' s Court of Third, Shanghai City  
Case No. : (2015) Hu San Zhong Xing Chu Zi 240  
Trial date : 2016-04-12

Source from : China Judgements Online  
Court : Intermediate People' s Court of Third, Shanghai City  
Case No. : (2015) Hu San Zhong Xing Chu Zi 233  
Trial date : 2016-04-12

Source from : China Judgements Online  
Court : Intermediate People' s Court of Third, Shanghai City  
Case No. : (2015) Hu San Zhong Xing Chu Zi 228  
Trial date : 2016-04-12

Source from : China Judgements Online  
Court : Intermediate People' s Court of Third, Shanghai City  
Case No. : (2015) Hu San Zhong Xing Chu Zi 231  
Trial date : 2016-04-12

Source from : China Judgements Online  
Court : Intermediate People' s Court of Third, Shanghai City  
Case No. : (2015) Hu San Zhong Xing Chu Zi 229  
Trial date : 2016-04-12

Source from : China Judgements Online  
Court : Intermediate People' s Court of Third, Shanghai City  
Case No. : (2015) Hu San Zhong Xing Chu Zi 235  
Trial date : 2016-04-12

Source from : China Judgements Online  
Court : Intermediate People' s Court of Third, Shanghai City  
Case No. : (2015) Hu San Zhong Xing Chu Zi 234  
Trial date : 2016-04-12

Source from : China Judgements Online  
Court : Intermediate People' s Court of Third, Shanghai City  
Case No. : (2015) Hu San Zhong Xing Chu Zi 236  
Trial date : 2016-04-12

Source from : China Judgements Online  
Court : Intermediate People' s Court of Third, Shanghai City  
Case No. : (2015) Hu San Zhong Xing Chu Zi 237  
Trial date : 2016-04-12

Source from : China Judgements Online

Court : Intermediate People' s Court of Third, Shanghai City  
Case No. : (2015) Hu San Zhong Xing Chu Zi 239  
Trial date : 2016-04-12

Source from : China Judgements Online  
Court : People' s Court of Sanshan District, Wuhu City  
Case No. : (2016) Wan0208 Min Chu99  
Trial date : 2016-03-08

Source from : China Judgements Online  
Court : People' s Court of Xiqing District, Tianjin City  
Case No. : (2015) Qing Min Er Chu Zi 1074  
Trial date : 2015-12-29

Source from : China Judgements Online  
Court : Intermediate People' s Court of Nanjing City, Jiangsu Province  
Case No. : (2015) Ning Shang Zhong Zi 1090  
Trial date : 2015-10-12

Source from : China Judgements Online  
Court : People' s Court of Yuhuatai District, Nanjing City  
Case No. : (2015) Yu Shang Chu Zi 354  
Trial date : 2015-09-17

Source from : China Judgements Online  
Court : People' s Court of Yuhuatai District, Nanjing City  
Case No. : (2014) Yu Shang Chu Zi 175  
Trial date : 2015-05-26

Source from : China Judgements Online  
Court : People' s Court of Yuhuatai District, Nanjing City  
Case No. : (2014) Yu Shang Chu Zi 173  
Trial date : 2015-05-26

Source from : China Judgements Online  
Court : People' s Court of Yuhuatai District, Nanjing City  
Case No. : (2014) Yu Shang Chu Zi 175  
Trial date : 2015-05-26

Source from : China Judgements Online  
Court : People' s Court of Yuhuatai District, Nanjing City  
Case No. : (2014) Yu Shang Chu Zi 173  
Trial date : 2015-05-26

Source from : China Judgements Online  
Court : People' s Court of Yuhuatai District, Nanjing City  
Case No. : (2014) Yu Shang Chu Zi 175  
Trial date : 2015-05-26

Source from : China Judgements Online

Court : People' s Court of Yuhuatai District, Nanjing City  
Case No. : (2014) Yu Shang Chu Zi 173  
Trial date : 2015-05-26

Source from : China Judgements Online  
Court : People' s Court of Yuhuatai District, Nanjing City  
Case No. : (2014) Yu Shang Chu Zi 173  
Trial date : 2015-05-26

Source from : China Judgements Online  
Court : People' s Court of Minghang District, Shanghai City  
Case No. : (2014) Min Zhi Yi Zi 57  
Trial date : 2015-01-28

Source from : China Judgements Online  
Court : People' s Court of Yuhuatai District, Nanjing City  
Case No. : (2013) Yu Xing Er Chu Zi 89  
Trial date : 2014-05-27

Source from : China Judgements Online  
Court : Intermediate People' s Court of Shi, Xiangyang, Hubei Province  
Case No. : (2014) E Xiang Yang Zhong Min San Zhong Zi 00260  
Trial date : 2014-05-05

Source from : China Judgements Online  
Court : People' s Court of Yuhuatai District, Nanjing City  
Case No. : (2013) Yu Shang Chu Zi 75  
Trial date : 2013-03-07

Source from : China Judgements Online  
Court : Maritime Court of Shanghai  
Case No. : (2013) Hu Hai Fa Shang Chu Zi 49  
Trial date : 2013-03-05

## SUBJECT AS EXECUTED PARTY

Total Records : 0

## DEFAULT EXETUTED PARTY

Total Records : 0

## COMPANY QUALIFICATIONS & NEWS

### TRADEMARKS

TRADEMARKS (10)

| Name | Application No. |
|------|-----------------|
|------|-----------------|

|             |          |
|-------------|----------|
| 罗利多 ROBLEDO | 10726617 |
| 罗利多 ROBLEDO | 10726655 |
| APC         | 1276925  |
| BRITEGARDEN | 1613606  |
| MN          | 282881   |
| MN          | 830488   |
| JMET        | 4253428  |
| JMET        | 4253429  |
| JMET        | 4253430  |
| JMET        | 4253432  |

## PATENTS

---

PATENTS (0)

## COPYRIGHT

---

COPYRIGHT (0)

## News

---

| Year | Total Records |
|------|---------------|
| 2019 | 5             |
| 2018 | 1             |
| 2017 | 1             |
| 2016 | 1             |
| 2015 | 5             |
| 2014 | 4             |
| 2013 | 1             |
| 2012 | 1             |
| 2011 | 1             |
| 2010 | 2             |
| 2007 | 1             |

Sources cover national and regional government administrative departments including Administration Bureau for Industry and Commerce, Quality Supervision, State Tax, Local Tax, National Development and Reform Commission, Economic and Information Commission, Technology, Fiscal, Food and pharmaceutical supervision administration, safe production supervision administration, intellectual property, environment protection, construction, custom, Inspection and Quarantine Bureau, human resource social security, Ministry of Land and Resources, Ministry of Transport, Ministry of Commerce, Ministry of Culture, Health development planning commission, Press and publication, radio and television, Ministry of Ocean and fishery, Civil Defense, Price Bureau, China Securities Regulatory Commission, Maritime Administration, Meteorological Bureau, Communications Authority etc.

## Recruitment

---

|                | Number of job positions |
|----------------|-------------------------|
| Recent 1 month | 0                       |
| Recent 3 month | 0                       |

|                 |   |
|-----------------|---|
| Recent 6 month  | 0 |
| Recent 12 month | 0 |

## TENDER INFORMATION

| Period         | Total Records |
|----------------|---------------|
| Recent 1 year  | 0             |
| Recent 2 years | 0             |
| Recent 3 years | 0             |

## QUALIFICATIONS

|                 |   |
|-----------------|---|
| Total Records : | 1 |
|-----------------|---|

## ADMINISTRATIVE INFORMATION

### RANDOM INSPECTION

|                 |   |
|-----------------|---|
| Total Records : | 0 |
|-----------------|---|

### ADMINISTRATIVE LICENSES

|                 |   |
|-----------------|---|
| Total Records : | 3 |
|-----------------|---|

### ADMINISTRATIVE PUNISHMENTS

There is no administrative punishmentis information of subject company recorded in our database.

## GUARANTEE & MORTGAGE INFORMATION

### GUARANTEE INFORMATION

|                 |   |
|-----------------|---|
| Total Records : | 0 |
|-----------------|---|

### CHATTEL MORTGAGE

|                 |   |
|-----------------|---|
| Total Records : | 1 |
|-----------------|---|

### PLEDGE OF EQUITY

|                 |   |
|-----------------|---|
| Total Records : | 1 |
|-----------------|---|

## TAX INFORMATION

### TAX RATING

| Year | Taxpayer ID        | Taxpayer Credit Rating |
|------|--------------------|------------------------|
| 2014 | 320000763584366    | A                      |
| 2017 | 913200007635843660 | A                      |
| 2018 | 913200007635843660 | A                      |

## FINANCIAL

### FINANCIAL Currency: 1,000 CNY

| <b>Assets</b>                        | <b>2017</b> | <b>2018</b> |
|--------------------------------------|-------------|-------------|
| Total Assets                         | 1,101,124   | 949,126     |
| <b>Liabilities</b>                   | <b>2017</b> | <b>2018</b> |
| Total Liabilities                    | 1,075,050   | 889,142     |
| Total Owner's Equity                 | 26,074      | 59,984      |
| Total Liabilities And Owner's Equity | 1,101,124   | 949,126     |
| <b>Income Statement</b>              | <b>2017</b> | <b>2018</b> |
| Operating Income                     | 1,530,590   | 1,366,170   |
| Total Profit                         | 1,521       | 6,506       |
| Income Tax                           | 905         | 1,599       |
| Net Profit                           | 616         | 4,907       |

### GROWTH RATE OF MAJOR FINANCIAL

|   | <b>2017</b> |        | <b>Growth (%) 2018</b> |
|---|-------------|--------|------------------------|
| <b>Total Assets</b>                         | 1,101,124   | -13.80 | 949,126                |
| <b>Total Liabilities</b>                    | 1,075,050   | -17.29 | 889,142                |
| <b>Total Owner's Equity</b>                 | 26,074      | 130.05 | 59,984                 |
| <b>Total Liabilities And Owner's Equity</b> | 1,101,124   | -13.80 | 949,126                |
| <b>Operating Income</b>                     | 1,530,590   | -10.74 | 1,366,170              |
| <b>Total Profit</b>                         | 1,521       | 327.74 | 6,506                  |
| <b>Income Tax</b>                           | 905         | 76.69  | 1,599                  |
| <b>Net Profit</b>                           | 616         | 696.59 | 4,907                  |

### IMPORTANT RATIO

| <b>Profitability</b>              | <b>2017</b> | <b>2018</b> |
|-----------------------------------|-------------|-------------|
| Return on net assets(%)           | 2.36        | 8.18        |
| Return on total assets(%)         | 0.06        | 0.52        |
| Net profit margin(%)              | 0.04        | 0.36        |
| <b>Operation capacity</b>         | <b>2017</b> | <b>2018</b> |
| Turnover of total assets          | 1.39        | 1.44        |
| <b>Solvency</b>                   | <b>2017</b> | <b>2018</b> |
| Liabilities to assets ratio(%)    | 97.63       | 93.68       |
| <b>Development capacity</b>       | <b>2017</b> | <b>2018</b> |
| Yearly Growth of Operating Income | -           | -10.74      |
| Yearly Growth of                  | -           | -13.80      |

## INDUSTRY BACKGROUND

---

3300, Production of Metal Products

### DESCRIPTION

---

It includes Production of Structural Metal Products, Production of Metal Tools, Production of Containers & Metal Packing Containers, Production of Metal Thread & Rope and Their Products, Production of Metal Products for Construction & Safety, Metal Surface Treatment & Heat-Treatment Processing, Production of Enamel Products, Production of Metal Commodity and Production of Other Metal Products.

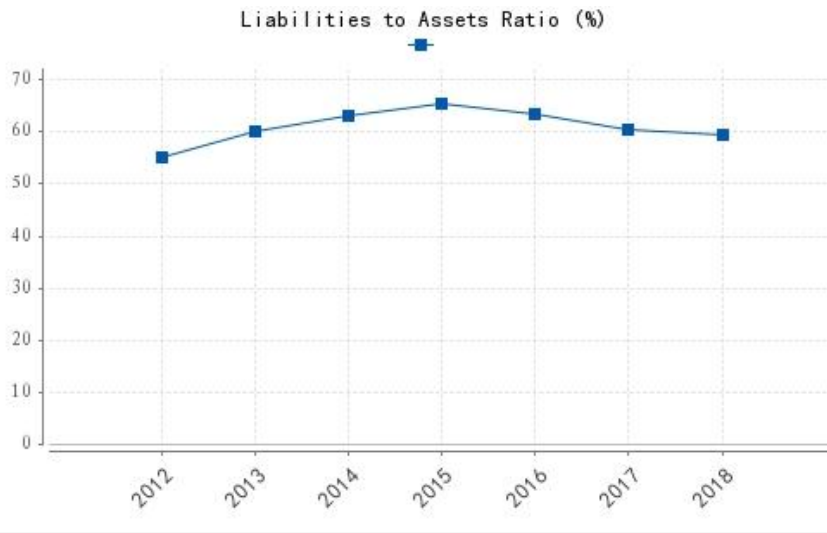
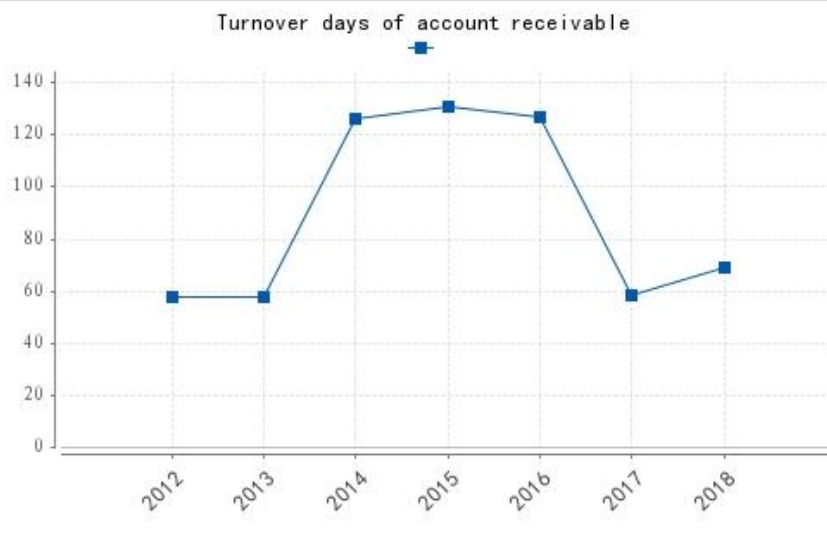
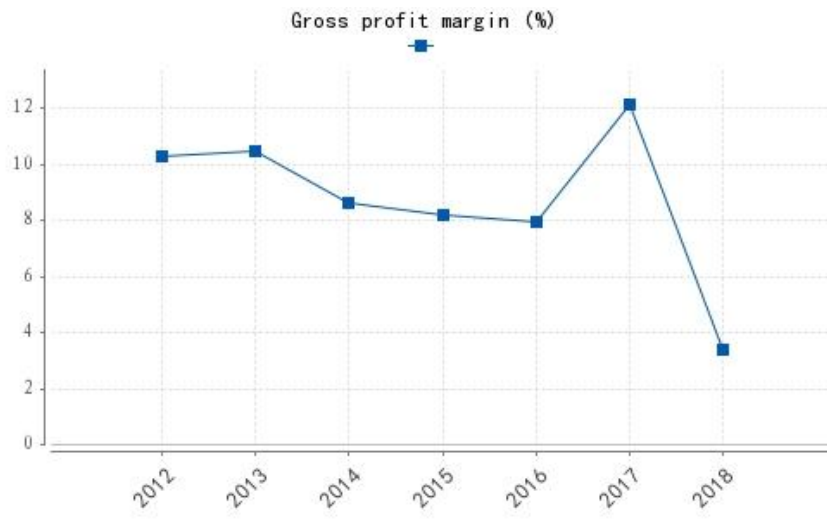
### STATUS QUO

---

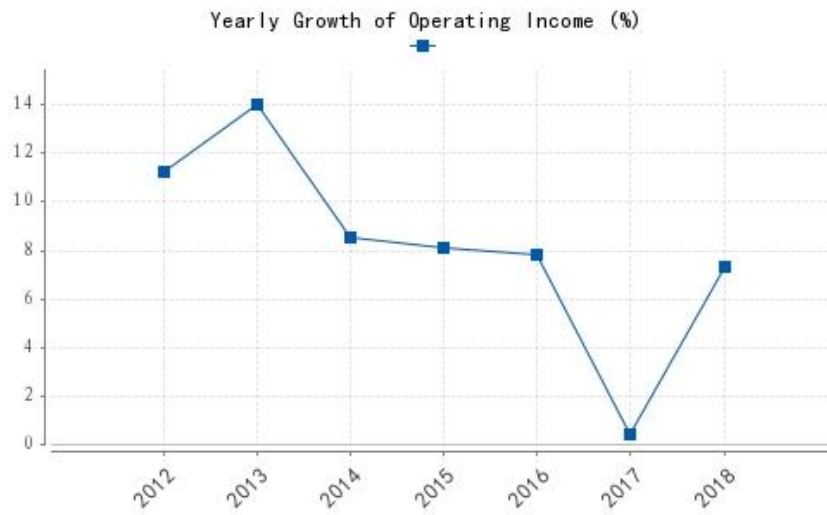
Production industry of metal products is an important part of China's industrial economy. The industry covers a wide variety of and a large number of products and enterprises of the industry are mainly large-scaled. Despite of the impact of economic crisis, the industry recovered and developed steadily in recent years. According to statistics, in the first quarter of 2015, the total revenue of the industry reached CNY 778.1 billion, increasing by 8.9% y/y. With the progress of the society and the development of science and technology, metal products are applied more broadly among industry, agriculture and people's daily life. Stainless steel metal products is an important part of the metal products industry and people are relying more on stainless steel products. Meanwhile, containers and metal packaging container show a good momentum of development. As per capita consumption, China's metal packaging market has great potential. Metal products will become more and more diversified; technology level is getting higher and higher; product quality is improving steadily and competition and the market will be further rationalized. In addition, with the further standardized industry norms and favorable policies, metal products industry has huge development space.

### INDUSTRY CORE INDEX CHART

---







## IMPORT/EXPORT INFORMATION

### EXPORT/IMPORT PERMIT

|                      |     |
|----------------------|-----|
| Export/Import Permit | Yes |
|----------------------|-----|

### RATING BY THE CUSTOM

| Year | Custom ID  | Rating |
|------|------------|--------|
| 2018 | 3201919270 | B      |
| 2016 | 3201919270 | B      |
| 2015 | 3201919270 | B      |

Note: explanation of rating by the custom

|   |    |                  |
|---|----|------------------|
| ■ | AA | excellent credit |
| ■ | A  | good credit      |
| ■ | B  | average credit   |
| ■ | C  | bad credit       |
| ■ | D  | poor credit      |

## IMPORT / EXPORT DETAILS

### IMPORT AND EXPORT YEARLY RECORD

Import/Export Volume(1,000 USD)

|      | Import    | Export     |
|------|-----------|------------|
| 2017 | 1,447.943 | 11,350.786 |
| 2016 | 2,546.354 | 9,595.111  |
| 2015 | 6,247.9   | 14,151.156 |

#### 2016 Importing Regions(USD 1,000)

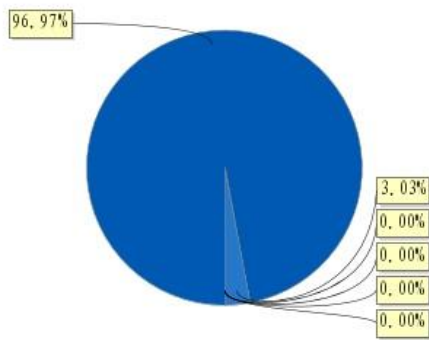
|               |           |
|---------------|-----------|
| Spain         | 2,455.517 |
| United States | 75.255    |
| Switzerland   | 8.939     |
| Germany       | 6.583     |
| France        | 0.047     |

#### 2017 Importing Regions(USD 1,000)

|                                |           |
|--------------------------------|-----------|
| The People's Republic of China | 1,384.551 |
| Spain                          | 63.186    |
| United States                  | 0.13      |
| France                         | 0.076     |

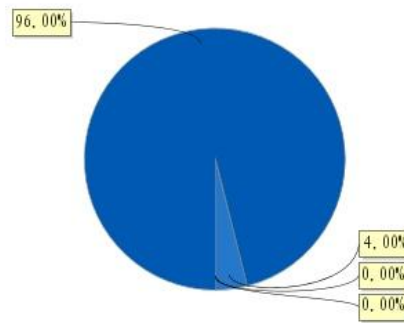
Other countries 0.013

2016 Proportion of the amount of imports in the country



Spain United States of America Switzerland Germany France other products

2017 Proportion of the amount of imports in the country



The People's Republic of China Spain United States France

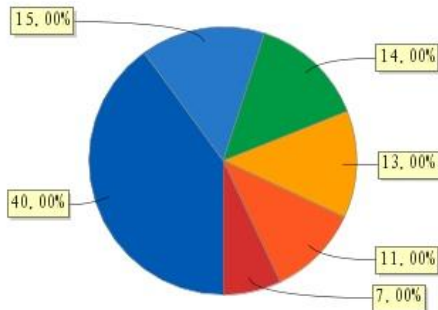
2016 Exporting Regions (USD1, 000)

|                 |           |
|-----------------|-----------|
| France          | 1,438.723 |
| United States   | 1,349.932 |
| Japan           | 1,205.428 |
| Turkey          | 1,100.845 |
| Thailand        | 640.505   |
| Other countries | 3,859.678 |

2017 Exporting Regions (USD1, 000)

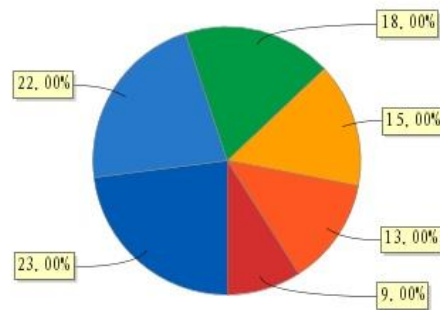
|                 |           |
|-----------------|-----------|
| Singapore       | 2,506.896 |
| France          | 2,059.487 |
| Turkey          | 1,719.18  |
| United States   | 1,453.013 |
| Thailand        | 986.191   |
| Other countries | 2,626.019 |

2016 Proportion of the amount of exports in the country



other products France United States of America Japan Turkey Thailand

2017 Proportion of the amount of exports in the country



other products Singapore France Turkey United States of America Thailand

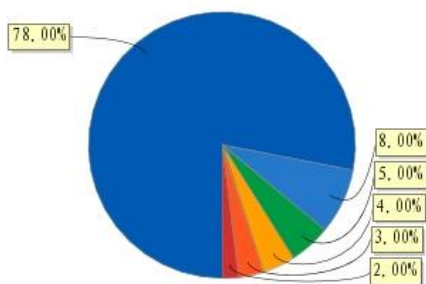
2016 Imported Products (USD1, 000)

|  |           |
|--|-----------|
| Wine of fresh grapes, grape must, in containers holding 2L or more | 1,996.704 |
| In containers holding 2L or less                                   | 206.73    |
| Of a Brix value not exceeding 30                                   | 117.878   |
| Other  | 75.255    |
| Virgin   | 40.25     |
| Other products   | 109.537   |

2017 Imported Products (USD1, 000)

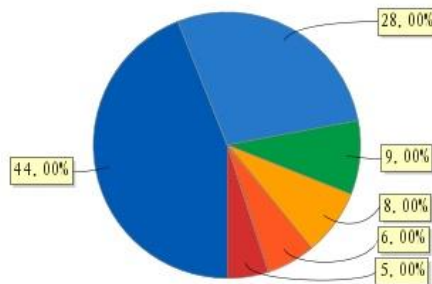
|  |         |
|--|---------|
| Tableware and kitchenware                                      | 642.325 |
| Put up in sets or outfits                                      | 132.715 |
| Other toys not elsewhere specified or included                 | 110.585 |
| Other  | 84.319  |
| With outer surface of plastic sheeting or of textile materials | 75.055  |
| Other products   | 402.944 |

2016 The ratio of the imported product value



- Wine of fresh grapes, grape must, in containers holding 2L or less
- In containers holding 2L or less
- Of a Brix value not exceeding 30
- other products
- Other
- Virgin

2017 The ratio of the imported product value



- Tableware and kitchenware
- other products
- Put up in sets or outfits
- Other toys not elsewhere specified or included
- Other
- With outer surface of plastic sheeting or of textile mate

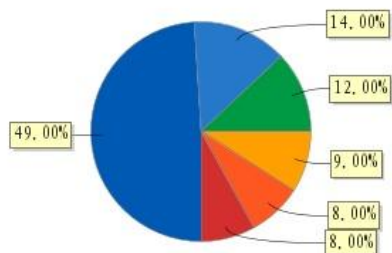
2016 Exported Products (USD1, 000)

|   |           |
|---|-----------|
| Flat-rolled products of non-alloy steel, of a thickness less than 1.5mm, of a width of 600mm or more, plated, varnished or coated with plastics               | 1,304.529 |
| Flatrolled products of iron or nonalloy steel, of a width of 600mm or more Plated or coated with zinc, other than electrolytically plated or coated with zinc | 1,140.607 |
| Aluminium structures and parts of structures (including aluminium plates, rods, profiles, tubes and the like, prepared for use in structures)                 | 843.081   |
| Other articles of aluminium, not for technical use( other than cloth, grill and netting, of nickel wire )   | 810.578   |
| other   | 796.548   |
| Other products  | 4,699.768 |

2017 Exported Products (USD1, 000)

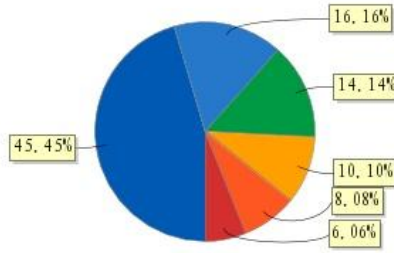
|   |           |
|---|-----------|
| Flat-rolled products of non-alloy steel, of a thickness less than 1.5mm, of a width of 600mm or more, plated, varnished or coated with plastics | 1,860.401 |
| Equipment for scaffolding, shuttering, propping or pitpropping  | 1,595.196 |
| Other articles of aluminium, not for technical use( other than cloth, grill and netting, of nickel wire )                                       | 1,147.057 |
| Aluminium structures and parts of structures (including aluminium plates, rods, profiles, tubes and the like, prepared for use in structures)   | 962.021   |
| Other articles of iron or steel, not for technical use  | 686.987   |
| Other products  | 5,099.124 |

2016 The ratio of the export product value



- other products
- Flat-rolled products of non-alloy steel, of a thickness less than 1.5mm, of a width of 600mm or more, plated, varnished or coated with plastics
- Flatrolled products of iron or nonalloy steel, of a width of 600mm or more Plated or coated with zinc, other than electrolytically plated or coated with zinc
- Aluminium structures and parts of structures (including aluminium plates, rods, profiles, tubes and the like, prepared for use in structures)
- Other articles of aluminium, not for technical use( other than cloth, grill and netting, of nickel wire )
- other

2017 The ratio of the export product value



- other products
- Flat-rolled products of non-alloy steel, of a thickness less than 1.5mm, of a width of 600mm or more, plated, varnished or coated with plastics
- Equipment for scaffolding, shuttering, propping or pitpropping
- Other articles of aluminium, not for technical use( other than cloth, grill and netting, of nickel wire )
- Aluminium structures and parts of structures (including aluminium plates, rods, profiles, tubes and the like, prepared for use in structures)
- Other articles of iron or steel, not for technical use

-----END-----

